

CROWD SECURITY OVERVIEW



- Account Creation
- Suspicious and Criminal Activity Notification Platform
 - Creating an Incident
 - Managing an Incident
 - Trailing (Tip)



ACCOUNT CREATION



- Free to Download on IOS and Android Devices
- Open Crowd Security
- Click “Create an account”
- Follow Prompts and Fill Out Information
- Once completed your account will be created

3:05 LTE

Crowd Security
Pioneering community safety and crime reduction through technology

Sign in to join the community

Enter your email address...

Enter your password...

Save password [Forgot password?](#)

[Sign In](#)

New user? [Create an account](#)

OR

CREATING NEW ACCOUNT



3:07

Crowd Security

You need to have a valid Canadian cell phone number to receive the verification codes.

You cell-phone number

Verification code **Get Code**

next

Login



3:26

Crowd Security

Create an account

Your email will be used as your login id

sample@email.ca

Display my email address in my profile page

Will

Spinks

CSadmin

Use your first name as display name

Password

Confirm password

show password

Your password must be between 8 and 25 characters.



3:26

Display my email address in my profile page

Will

Spinks

CSadmin

Use your first name as display name

Password

Confirm password

show password

Your password must be between 8 and 25 characters.

Your password must contain at least one uppercase, or capital, letter (ex: A, B, etc.)

Your password must contain at least one lowercase letter.

Your password must contain at least one numeric digit (ex: 0, 1, 2, 3, etc.)

Your password could contain only specific special characters: !,@,#,\$,%,&,*,(,),-,_.

Submit

Previous step



3:30

Subscription Management Update

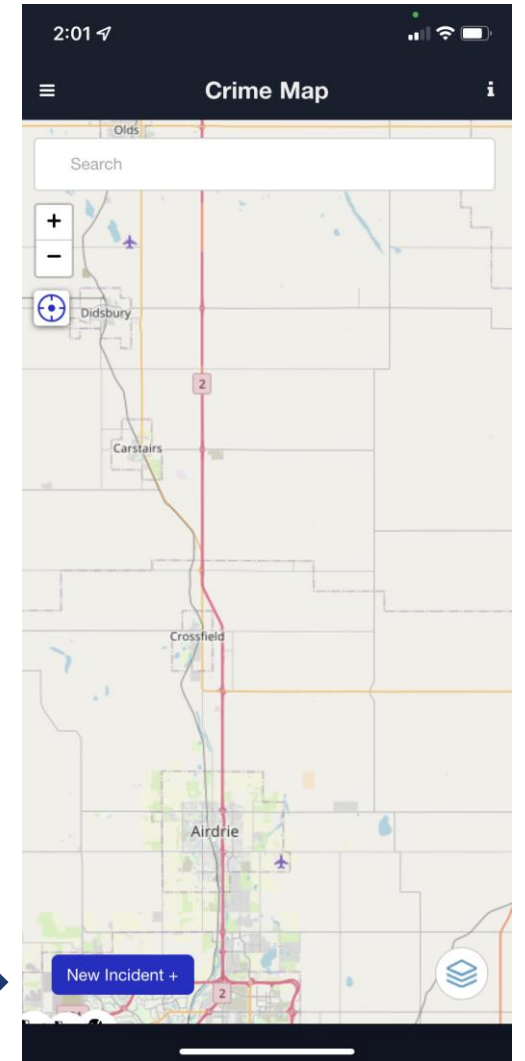
+

-

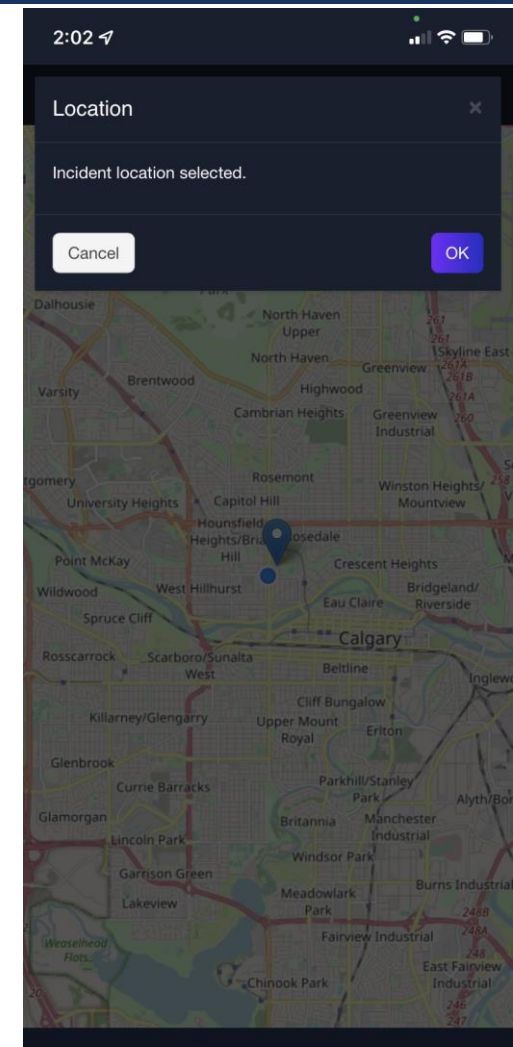
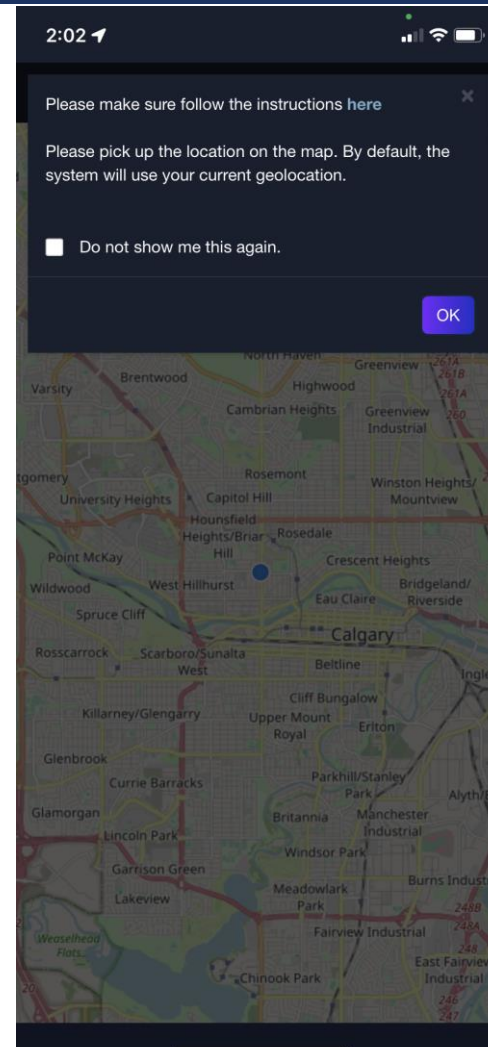
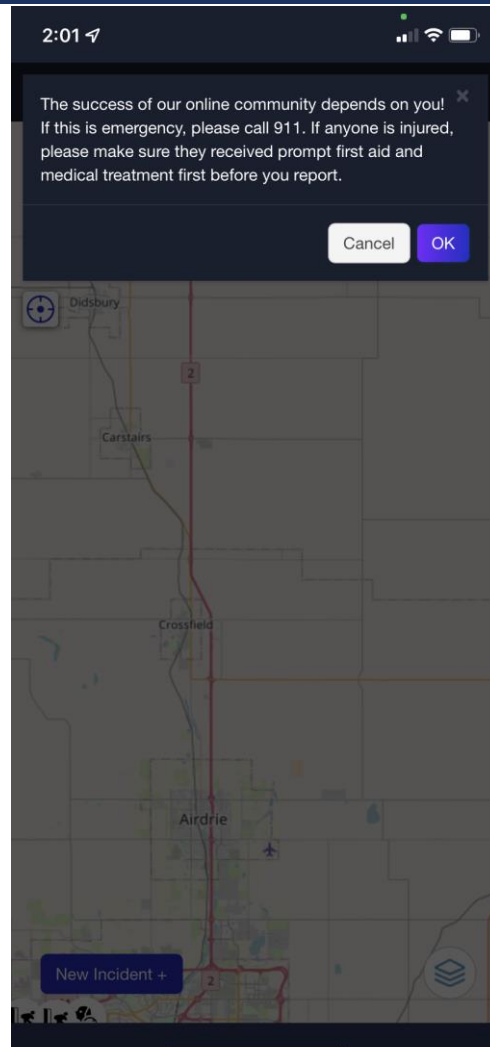
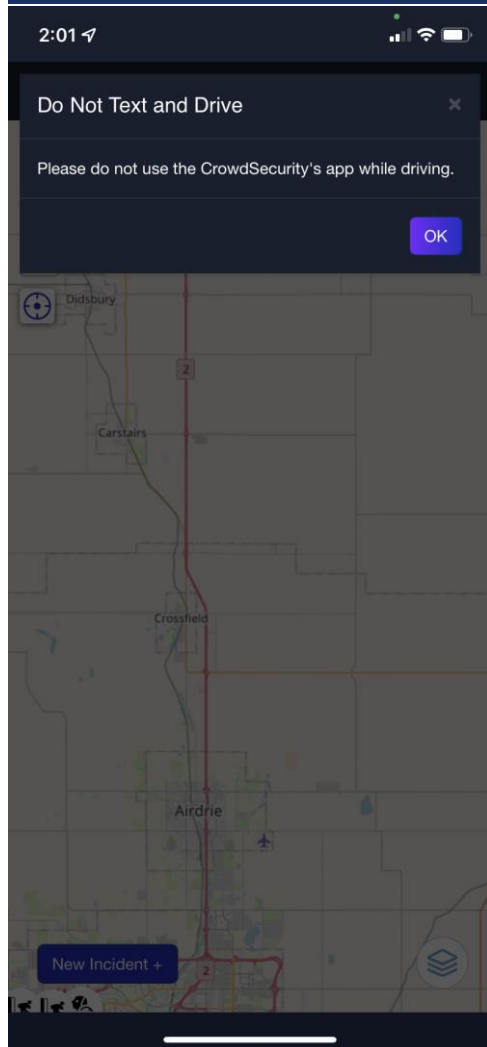
CREATING NEW INCIDENT



- Open Crowd Security
- Click the bottom left corner “New Incident”
- Follow Prompts to report Incident
- Once completed Incident will be created



CREATING NEW INCIDENT



CREATING NEW INCIDENT



2:02

Report an Incident

Location: 51.059092,-114.092674

Incident name: 0/100
Name of incident

Date and Time: 2022-02-11 14:02:37

Type: Theft

Reported to police:

Vehicle Information + Add Vehicle

Suspect Information + Add Suspect

Reward(optional): Reward

Incident Description: Description

Pictures or Videos:



2:03

Report an Incident

Location: 51.059092,-114.092674

Incident name: 12/100
Stolen Bike

Date and Time: 2022-02-11 14:02:37

Type:

- ✓ Theft
- Trespassing
- Safety Warning
- Missing Person
- Missing Pet
- Traffic Related
- Motor Vehicle Collision
- Vandalism
- Other
- Suspicious activity
- Recovered or Found

Reported to police:

Vehicle Information + Add Vehicle

Suspect Information + Add Suspect

Reward(optional): Reward

Incident Description: Ir

Pictures or Videos:



2:04

Report an Incident

Vehicle Information + Add Vehicle

Suspect Information + Add Suspect

Reward(optional): Reward

Incident Description: Stolen bike

Pictures or Videos:

- Photo Library
- Take Photo
- Choose File

In case of emergency, please contact local RCMP

Create



2:05

Report an Incident

Suspect Information + Add Suspect

Reward(optional): Reward

Incident Description: Stolen bike

Pictures or Videos:

- Photo Library
- Take Photo
- Choose File

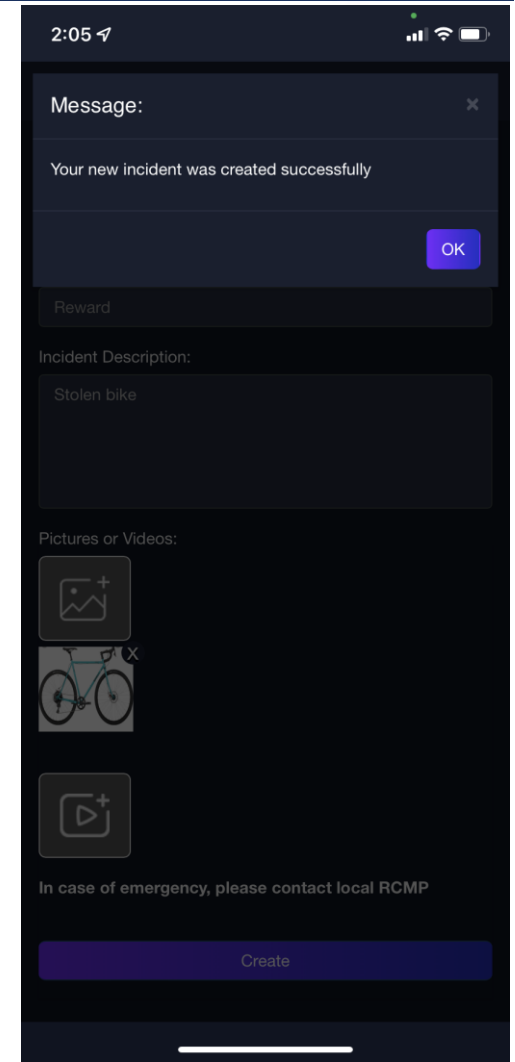
In case of emergency, please contact local RCMP

Create

COMPLETED INCIDENT CREATION




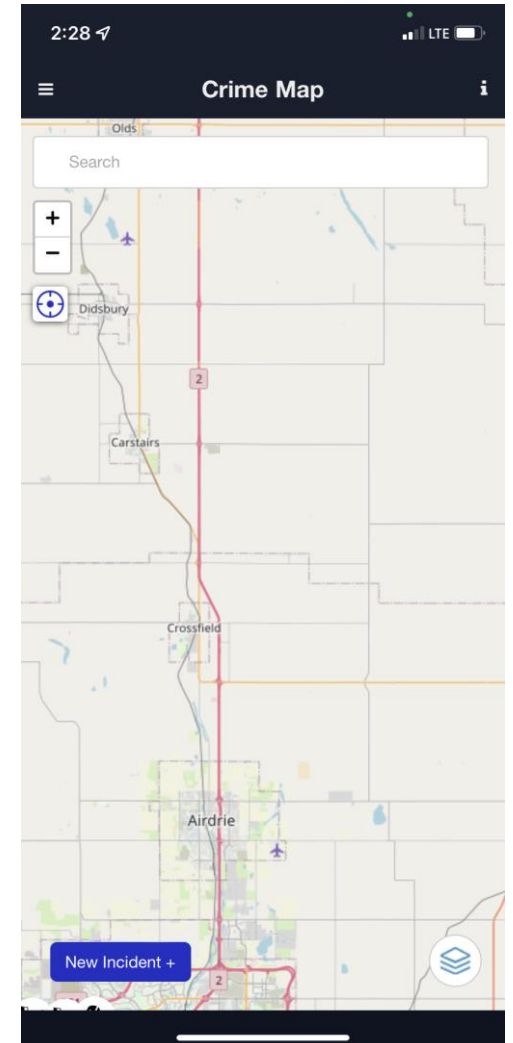
- Incident creation completed
- Users will now receive notification of new incidents in their area
- Live trailing is now activated for the incident



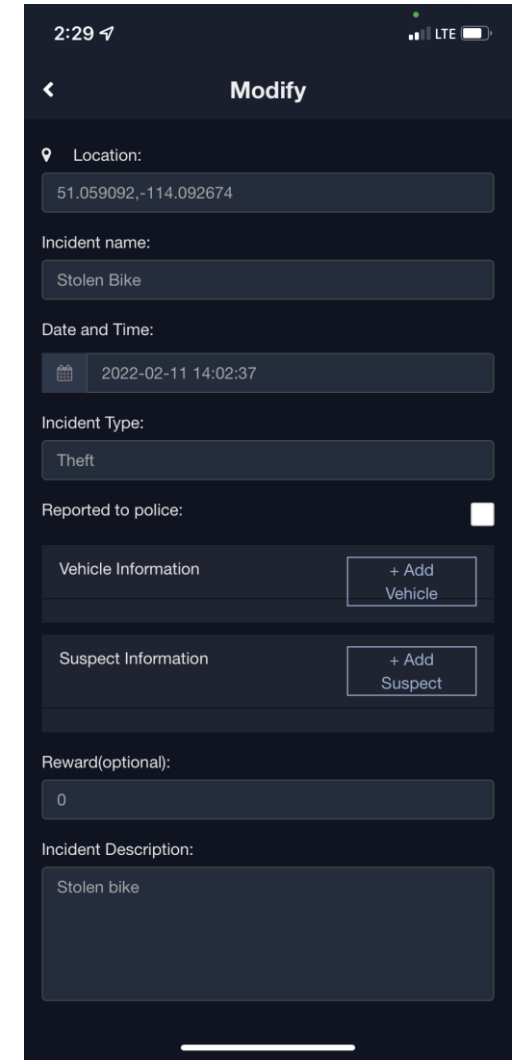
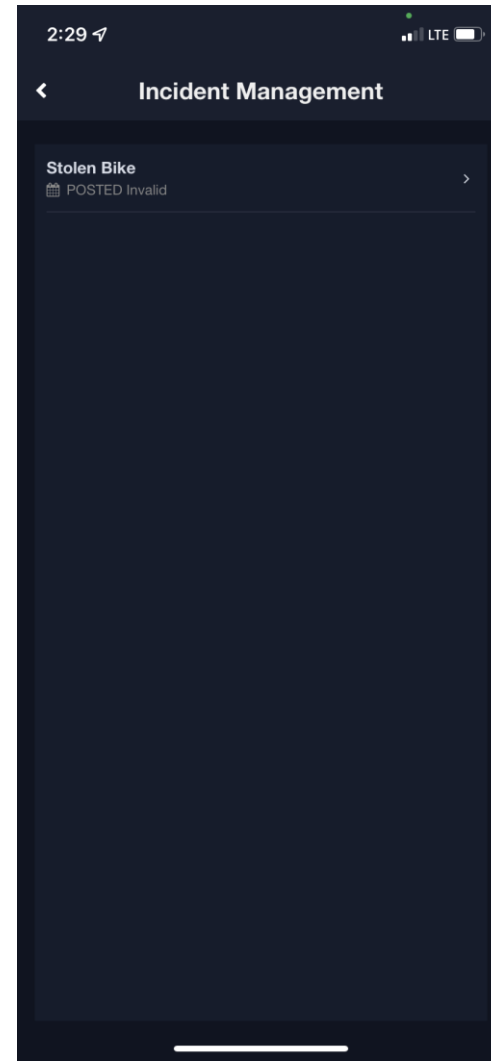
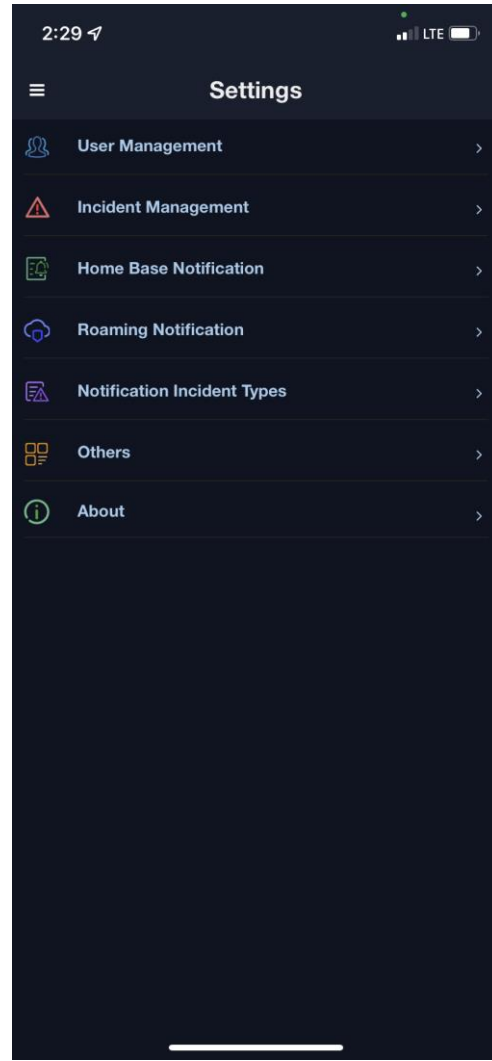
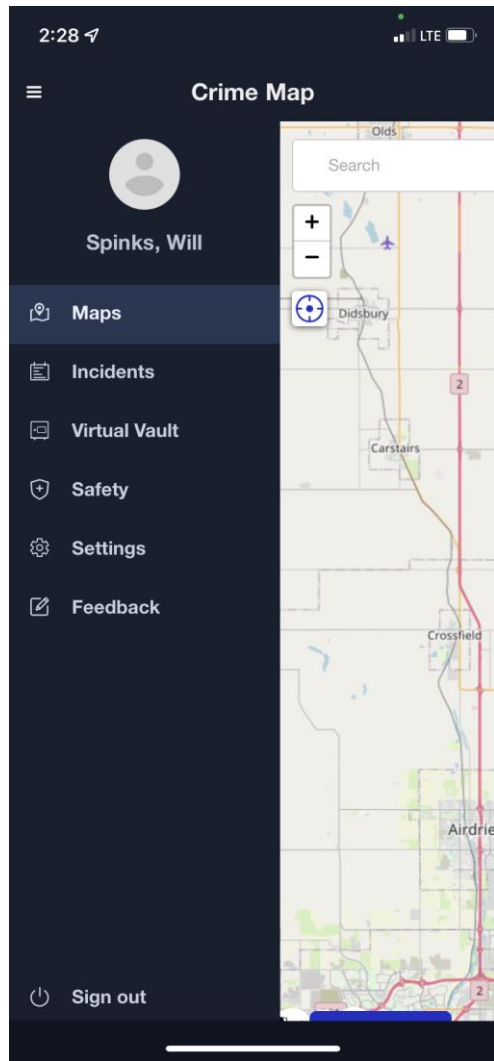
MANAGING INCIDENT



- Open Crowd Security
- Click the top left corner “”
- Next screens will show steps to managing your incident
- Created Incidents can be modified/resolved/deleted



MANAGING INCIDENT



COMPLETING MANAGING INCIDENT



- Review updated information
- Click “Case Resolved” to resolve the case
- Click “Save Changes” to save any modifications to the Incident
- Click “Delete” to delete the incident from Crowd Security

2:30 LTE



Modify

Vehicle Information

Suspect Information

Reward(optional):
0

Incident Description:
Stolen bike


Pictures or Videos:
 

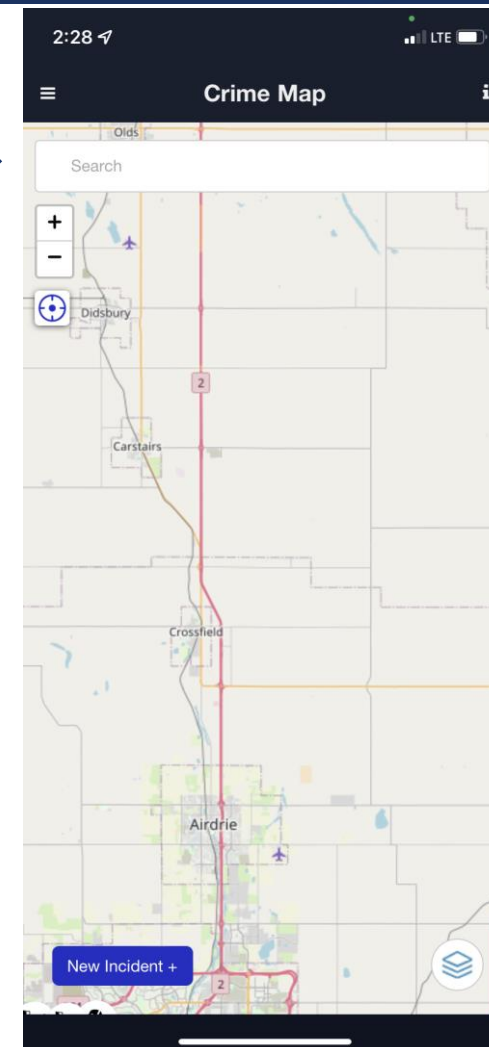
if your case has been solved or settled



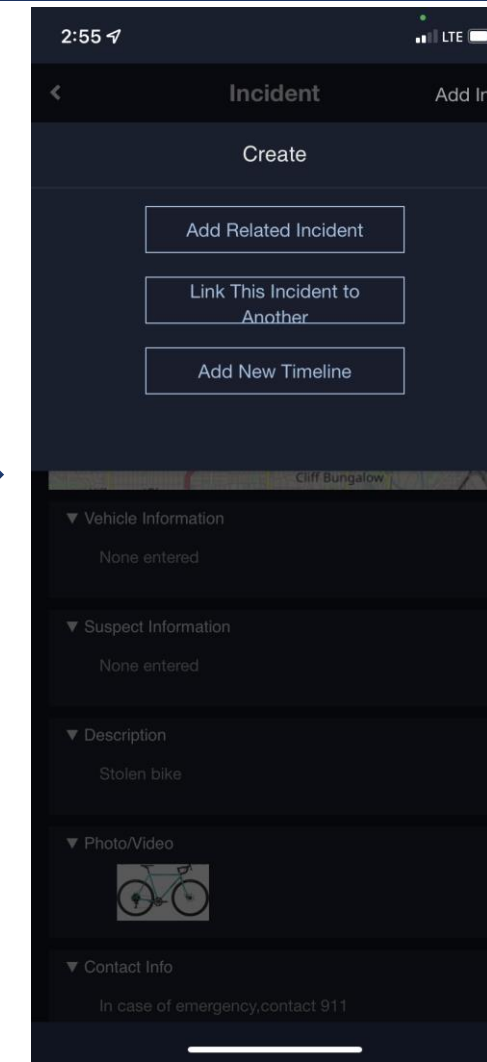
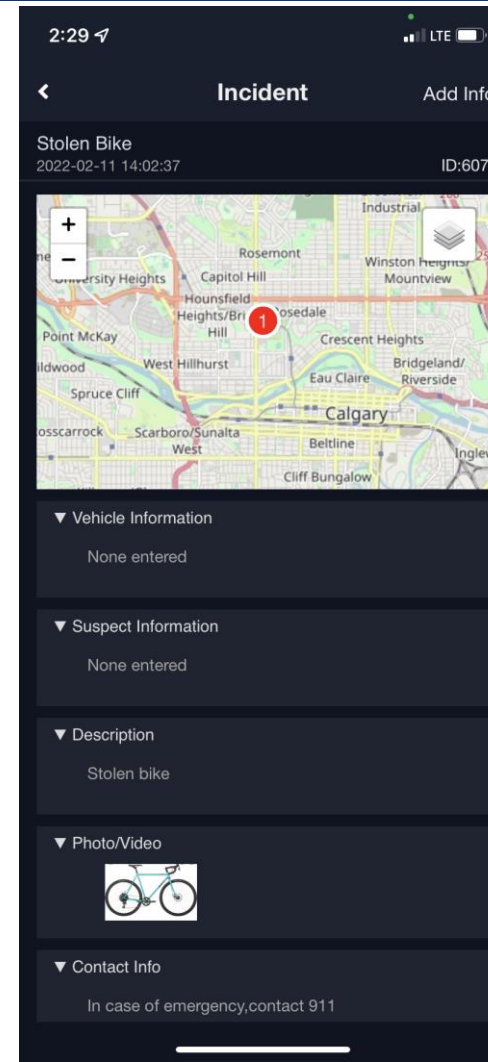
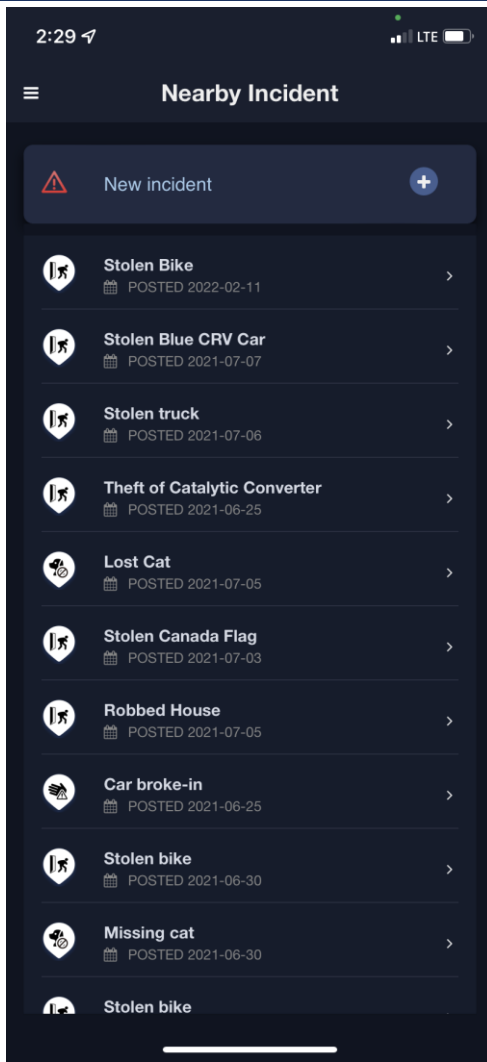
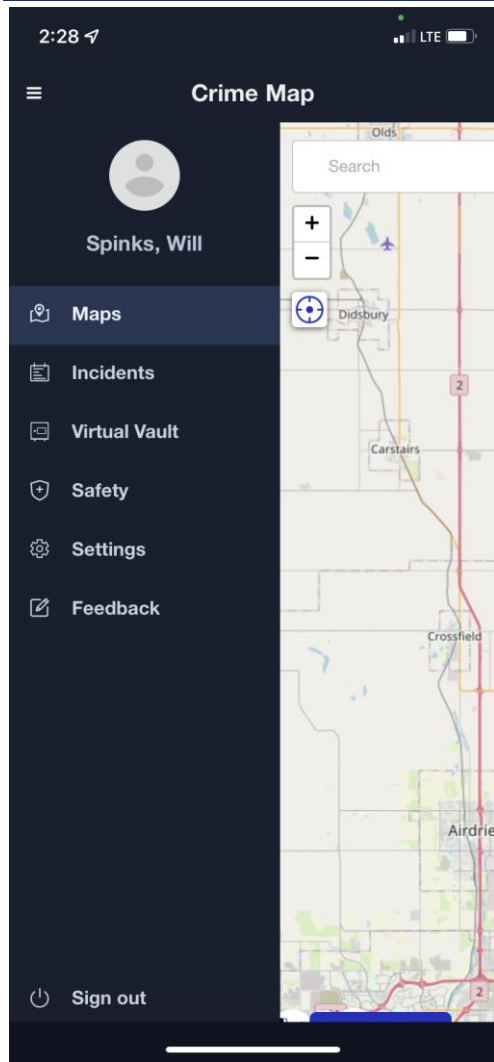
TRAILING (TIP)



- Open App
- Find the incident you want to update by search box or on the map
- To view listed Incidents, click the top left corner “”
- Next screens will show steps to add a tip to an incident



TRAILING (TIP)



TRAILING (TIP)

